

**ICE SUPPORT
(4,190 SF)**

- 10 TEAM ROOMS
- 4 CHANGING ROOMS
- SHOWERS/TOILETS
- COACHES ROOM
- OFFICIALS ROOM
- HOCKEY STAFF
- FIGURE SKATING/ SPECIAL EVENT STAFF

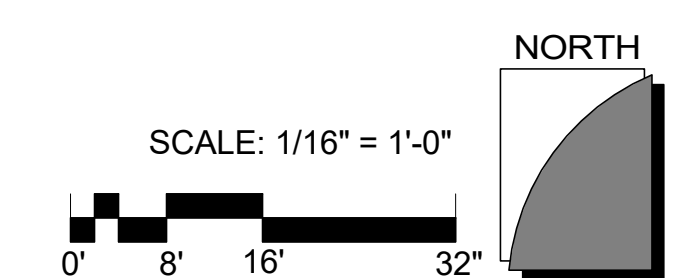
Department Legend

- CIRCULATION
- GENERAL PROGRAM
- ICE
- ICE SUPPORT
- OFFICE/ADMIN
- SUPPORT
- TOILETS
- VENDOR

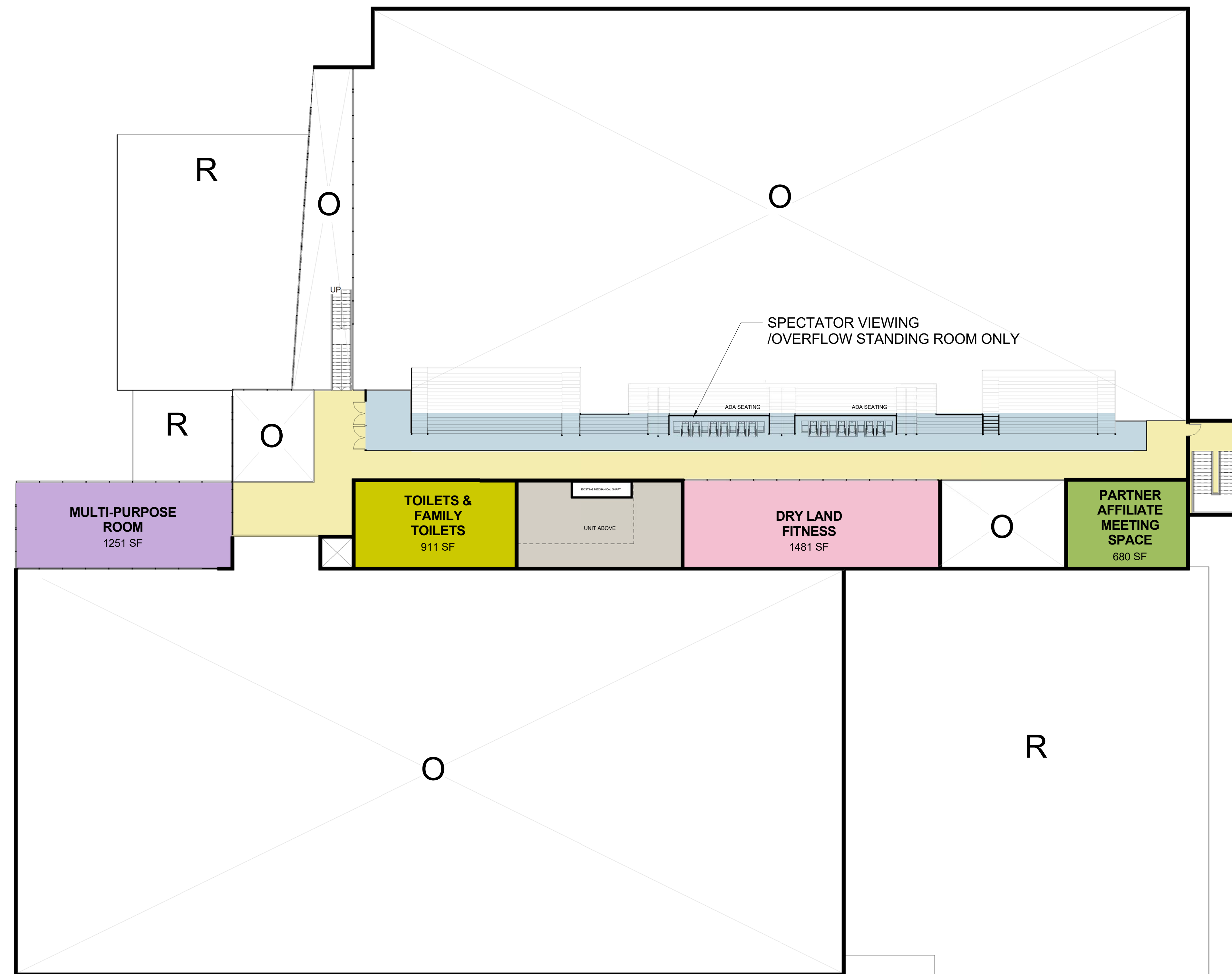


Glenview Park District
Glenview Ice Center Feasibility Study -Concept B

FIRST FLOOR PLAN
71,742 SF TOTAL



2016-044
12/2017



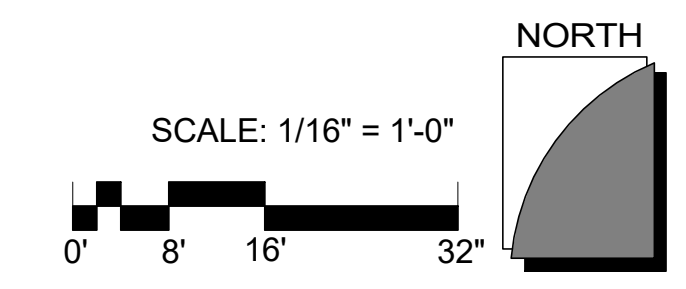
Department Legend

- CIRCULATION
- FITNESS
- GENERAL PROGRAM
- ICE
- OFFICE/ADMIN
- SUPPORT
- TOILETS



Glenview Park District
Glenview Ice Center Feasibility Study -Concept B

SECOND FLOOR PLAN
10,405 SF TOTAL



2016-044
12/2017